


## Setting up BIG N® in 5 easy steps.

Setting up to use BIG N® fertiliser on your farm may be easier than you think. At any time you can contact your local Incitec Pivot Limited BIG N Business Partner or BIG N Field Service Specialist for further information, advice and a helping hand. Check out the online BIG N locality map to find your local BIG N Business Partner and see where BIG N is currently available.

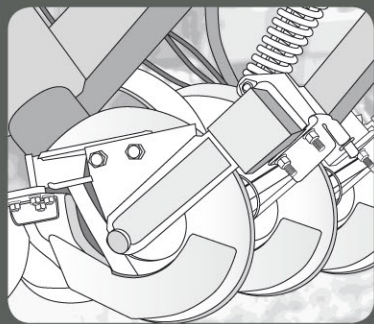
Think  
**BIGN**®

[www.bign.com.au](http://www.bign.com.au)



### STEP 1

Make contact with your BIG N Business Partner. Their first questions will be about how you intend to use BIG N. Are you planning to pre-plant BIG N or use it in a one pass sowing system? Are you growing winter or summer crops, or both?



### STEP 2


Next, we'll talk about the application implements. Do you have an existing implement to convert to BIG N, or are you planning to purchase new equipment? Do you prefer disc openers or tines? These decisions will affect your selection of BIG N equipment.



### STEP 3

The next step is determining the other BIG N application equipment required. Do you have access to existing equipment or second hand equipment? Do you need new equipment? There are a few items to consider.

- Do you want to use Cold Flo® or a conventional application system?
- How much application tank capacity will you need?
- What metering device will you use, eg. a Raven system or metermatic?



### STEP 4

We are now almost ready to set up your BIG N rig based on the information provided. We will ask you to confirm your equipment orders and work with you to schedule the set-up in time for your first application.



### STEP 5

Once the order is confirmed and your equipment is available, your BIG N Field Service Specialist will visit you on farm and set up the rig. They will install your BIG N equipment, calibrate the metering system and check the application accuracy of the system. Importantly, they will also provide you with information about transferring and applying BIG N safely.

Remember that your BIG N Field Service Specialist is available to help you determine your BIG N equipment requirements. Growers often purchase second hand equipment. Your BIG N Business Partner or BIG N Field Service Specialist will assist where possible to locate second hand BIG N equipment. If you prefer new equipment, your BIG N Field Service Specialist will provide you with a cost estimate to buy new equipment or hire a BIG N tank as part of the BIG N Tank Hire Scheme. Log on for more information.

**Congratulations! You are ready to get started with BIG N. Want to know more about BIG N? Check out more online information including 'Ordering BIG N – a step-by-step guide' and 'BIG N special offers'.**



Because the land is your life.